

Breezee



Ficha técnica de **Mobile Max**



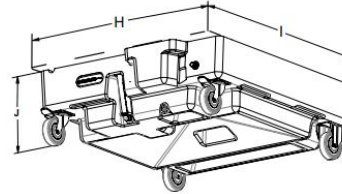
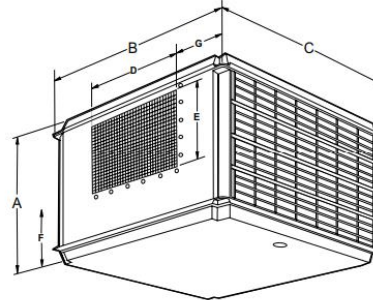
Rendimiento de refrigeración evaporativa y eficiencia energética

El primer enfriador evaporativo con ventilador axial e inversor: Ahora con la aplicación inteligente Wi-Fi.

Especificaciones técnicas

Specification		MobileMAX 2	MobileMAX 3
Airflow	Industry standard (cfm)	6,500	8,500
Cooling capacity*	0.3 IWG (BTU/hr)	28,800	42,000
Power consumption (total)	Watts max	990	1300
	Current max (amp)	8.7	11.3
Power supply	Voltage / Phases / Hz	115 / 1 / 60	115 / 1 / 60
Controller	Type	2-Speed	2-Speed
Fan	Type	Centrifugal	Centrifugal
	Dia x width (inches)	15 x 15	18½ x 15
V-Belt	4L / A	A50 / 4L-520	A55 / 4L-570
Motor	Type	PSC-2 Speed	PSC-2 Speed
	Rating (watts)	550	750
	Overload	One shot	One shot
	Enclosure	IP21	IP21
Pump	Type	Centrifugal	Centrifugal
	Motor	Synchronous	Synchronous
	Rating Watts (input)	30	30
	Flow rate (gal/min)	51 @ 3.9ft head	51 @ 3.9ft head
	Voltage / Phases / Hz	115 / 1 / 60	115 / 1 / 60
	Overload	Auto reset	Auto reset
Cooling pad	Size (inches)	31½ x 22½ x 2	31½ x 34½ x 2
	Pad area (ft²)	14.8	22.5
Water	Tank capacity (gal)	26	26
	Inlet (inches)	¾ FH x ½ FIP	¾ FH x ½ FIP
Shipping	Dimensions excluding pallet (inches)	40 x 40 x 42 (add 5" height for shipping pallet)	40 x 40 x 54 (add 5" height for shipping pallet)
	Volume (ft³)	51	64.5
	Mass (lbs)	245	265
	Operating (lbs)	188	210

Detalles del gabinete



CABINET DETAILS

Model#	A	B	C	D	E	F	G	H	I	J
MobileMAX 2	30	39 ½	37	19 ½	14 ½	11 ½	10	40 ¼	40 ¾	15 ¾
MobileMAX 3	41 ¾	39 ½	37	19 ½	14 ½	11 ½	10	40 ¼	40 ¾	15 ¾

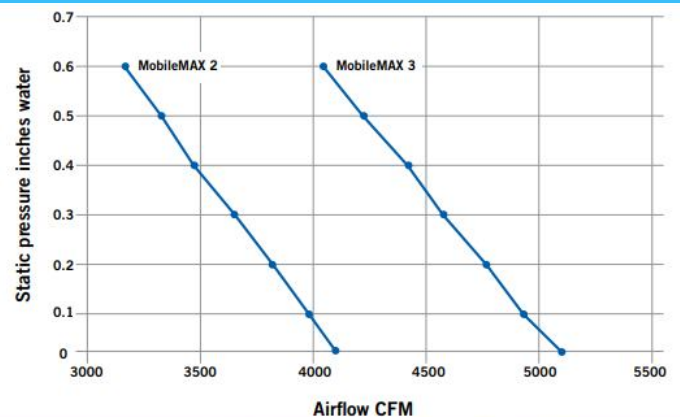
Note: All dimensions are in inches

Cooler Discharge Air Temperature Chart

Ambient Dry Bulb Temperature °F	Ambient Relative Humidity %								
	10	20	30	40	50	60	70	80	90
50	37	38	40	42	43	45	46	47	49
60	43	46	47	50	52	53	55	57	58
70	50	53	55	58	60	62	64	66	68
80	56	60	63	66	68	71	73	76	78
90	62	66	70	74	77	80	83	85	88
100	68	73	78	82	85	89	92	95	N/A
110	74	80	85	90	94	N/A	N/A	N/A	N/A
120	80	87	93	98	103	N/A	N/A	N/A	N/A
130	86	94	101	106	N/A	N/A	N/A	N/A	N/A

This chart represents approximate air temperatures based on 87% saturation efficiency at sea level from tests carried out to Australian Standard 2913.

Curva de los ventiladores



Model#	Industry STD Rating CFM	Motor H.P	Certified Air Delivery (CFM) (static pressure inches water)						
			0.0	0.1	0.2	0.3	0.4	0.5	0.6
MobileMAX 2	6,500	0.75	4,100	3,960	3,810	3,650	3,480	3,330	3,160
MobileMAX 3	8,500	1	5,100	4,920	4,750	4,570	4,410	4,230	4,050

¡Para más información ponte en contacto con nosotros!

Sé un **distribuidor** y sé parte de la revolución en el
enfriamiento de espacios para tus clientes

¿Tienes preguntas?

Hablemos

 [+52 1228 1088](tel:+5212281088)

 jorge@cg.international

 cg.international

